



Ht. to Neck: 16.25"
 Footprint: 7"
 Widestr Dia.: 6.75"
 Max Wattage: 150
 Switch: 3-Way
 Harp: 9"
 Finial: Match Mounting

The Natural Light
 P.O. Box 16449
 Panama City, FL 32406

Toll Free : 800.331.3898
Fax : 850.265.1678



Shown as 2002-21-B-8993

2002-XX-B-8993 CYNTHIA 29"H

Shade: 8993 - 16x17x11" Rnd Drum Linen Oatmeal




Shown as 2002-21-G-89204



Shown as 2002-21-L-89015



2025-2026 Color Chart



00-Gray Tint
12-4306



01-Otter
18-1018



03-Bleaker Beige
13-1006



04-Faded Denim
17-4021



05-Orchid Mist
17-3612



06-Desert Taupe
17-1311



08-Corn Silk
12-0826




10-Mocha Mousse
17-1230



13-Cedar Green
18-0328



19-Hydro
18-4718




21-White
11-0601



22-Black
19-4007



24-Magenta
17-2036



28-Orange Rust
18-1447



30- American Beauty
19-1759



40-Teal
17-4919



41-Cool Blue
14-4317



42-Flint Gray
16-5803



44-Celestial Blue
14-4210




45-Oyster Gray
14-1107




46-Navy Blazer
19-3923




50-Crocus
16-3115



51-Sky Gray
14-4504



55-Chili
18-1448



56-Sun Orange
16-1257



57-Tango Red
19-1761



58-Living Coral
16-1546




59-Oxblood Red
19-1524



60-Empire Yellow
14-0756



61-Cocoon
14-1025



62-Endive
13-0632



63-Spinach Green
16-0439




65-Lime Cream
12-0312



66-Forest Green
17-0230



67-Creme de Menthe
16-5919




68-Cedar Bay
16-0526



72-New Navy
19-4227



79-English Ivy Green
14-0418



80-Blush
11-2409



82-Gilded
Metallic



THE NATURAL LIGHT

P.O. Box 16449 • Panama City, FL 32406 • Phone (850)265-0800

DATE ___/___/___

FAX (850)265-1678 • www.thenaturallight.com

TOLL FREE (800)331-3898

buyers e-mail address: _____

S O L D T O					

BATCH/TRANSACTION	ORDER NO.	WHEN SHIP	HOW SHIP	TERMS	SALESPERSON
-------------------	-----------	-----------	----------	-------	-------------

Available Mountings are **G** - Gold Leaf, **L** - Acrylic, **B** - Antique Brass.

NOTE: L & B Mounting can be 1/2 an inch to 1 inch shorter than other mounting choices.

-P- indicates a Parchment Shade. Finials will match mountings.

EXAMPLE

QTY.	VASE	CERAMIC COLOR #	MOUNTING WGLSBN	SHADE #
1	2056-	42	L	8993
2	2056-	79	B	79-03
				OUTSIDE INSIDE

2001 MARLINA 34

CERAMIC COLOR #	MOUNTING GLB	FABRIC	SHADE #
8993	<input type="checkbox"/>	2001-	_____
89015	<input type="checkbox"/>	2001-	_____
89204	<input type="checkbox"/>	2001-	_____
89248	<input type="checkbox"/>	2001-	_____

Acrylic-L
Gold-G Brass-B

2006 ISADORA 34

CERAMIC COLOR #	MOUNTING GLB	FABRIC	SHADE #
89014	<input type="checkbox"/>	2006-	_____
89016	<input type="checkbox"/>	2006-	_____
89205	<input type="checkbox"/>	2006-	_____
89248	<input type="checkbox"/>	2006-	_____

Acrylic-L
Gold-G Brass-B

2007 ISSIE 28 inches

CERAMIC COLOR #	MOUNTING GLB	FABRIC	SHADE #
89046	<input type="checkbox"/>	2007-	_____
89047	<input type="checkbox"/>	2007-	_____
89121	<input type="checkbox"/>	2007-	_____
89203	<input type="checkbox"/>	2007-	_____

Acrylic-L
Gold-G Brass-B

2009 NATALIE 32 inches

CERAMIC COLOR #	MOUNTING GLB	FABRIC	SHADE #
89014	<input type="checkbox"/>	2009-	_____
89016	<input type="checkbox"/>	2009-	_____
89205	<input type="checkbox"/>	2009-	_____
89213	<input type="checkbox"/>	2009-	_____

Acrylic-L
Gold-G Brass-B

2016 DOM 25 inches

CERAMIC COLOR #	FABRIC	SHADE #
89014	<input type="checkbox"/>	2016- _____
89016	<input type="checkbox"/>	2016- _____
89016	<input type="checkbox"/>	2016- _____

No Mounting

2019 BRIDGET 33.5-34.5 inches

CERAMIC COLOR #	MOUNTING GLB	FABRIC	SHADE #
89014	<input type="checkbox"/>	2019-	_____
89016	<input type="checkbox"/>	2019-	_____
89205	<input type="checkbox"/>	2019-	_____
89213	<input type="checkbox"/>	2019-	_____

Acrylic-L
Gold-G Brass-B

2020 JULIA 33.5-34.5 inches

CERAMIC COLOR #	MOUNTING GLB	FABRIC	SHADE #
8993	<input type="checkbox"/>	2020-	_____
89015	<input type="checkbox"/>	2020-	_____
89204	<input type="checkbox"/>	2020-	_____
89248	<input type="checkbox"/>	2020-	_____

Acrylic-L
Gold-G Brass-B

8200 ALEXANDRIA 68.5

CERAMIC COLOR #	FABRIC	SHADE #
8993	<input type="checkbox"/>	8200- _____
89015	<input type="checkbox"/>	8200- _____
89205	<input type="checkbox"/>	8200- _____

Brushed Brass Mounting

2056 COY 29 inches

CERAMIC COLOR #	MOUNTING GLB	FABRIC	SHADE #
8993	<input type="checkbox"/>	2056-	_____
89015	<input type="checkbox"/>	2056-	_____
89204	<input type="checkbox"/>	2056-	_____
89121	<input type="checkbox"/>	2056-	_____

Acrylic-L
Gold-G Brass-B

2002 CYNTHIA 29 inches

CERAMIC COLOR #	MOUNTING GLB	FABRIC	SHADE #
8993	<input type="checkbox"/>	2002-	_____
89015	<input type="checkbox"/>	2002-	_____
89204	<input type="checkbox"/>	2002-	_____


Acrylic-L
Gold-G Brass-B

BUYERS NAME: _____

Rev. 25-04-18

BUYERS SIGNATURE: _____

Due to the custom nature of these designs, we can not accept returns.



2025-2026 Color Line Up

Use These #s For Ordering		FOR REFERENCE USE ONLY	
The Natural Light Colors		PANTONE #	**Benjamin Moore Reference #s
00	GRAY TINT	12-4306	GRAY TINT 1611
01	OTTER	18-1018	LODGE AF115
03	BLEEKER BEIGE	13-1006	BLEEKER BEIGE HC-80
04	FADED DENIM	17-4021	OLD BLUE JEAN 839
05	ORCHID MIST	17-3612	WILD ORCHID 2072-40
06	DESERT TAUPE	17-1311	* IRON GATE 1545
08	CORNSILK	12-0826	SQUISH-SQUASH 311
10	MOCHA MOUSSE	17-1230	BIRCHWOOD 1161
13	CEDAR GREEN	18-0328	* OAK GROVE 489
19	HYDRO	18-4718	* BERMUDA TURQUOISE 728
21	WHITE	11-0601	CHANTILLY LACE OC-65
22	BLACK	19-4007	BLACK 2132-10
24	MAGENTA	17-2036	PEONY 2079-30
28	ORANGE RUST	18-1447	FIRE DANCE 2171-20
30	AMERICAN BEAUTY RED	19-1759	UMBRIA RED 1316
40	TEAL	17-4919	*LARGO TEAL 742
41	COOL BLUE	14-4317	*PALATIAL SKY 800
42	FLINT GRAY	16-5803	WILLOW CREEK 1468
44	CELESTIAL BLUE	14-4210	NOVEMBER SKIES 2128-50
45	OYSTER GRAY	14-1107	COASTAL FOG 976
46	NAVY BLAZER	19-3923	OLD NAVY 2063-10
50	CROCUS	16-3115	PINK RASPBERRY 2075-40
51	SKY GRAY	14-4504	ANNAPOLIS GREEN 687
55	CHILI	18-1448	CLARET ROSE 2008-20
56	SUN ORANGE	16-1257	CITRUS ORANGE 2016-20
57	TANGO RED	19-1761	CANDY CANE RED 2079-10
58	LIVING CORAL	16-1546	PICANTE 006
59	OXBLOOD RED	19-1524	CHESTNUT 2082-10
60	EMPIRE YELLOW	14-0756	SUN PORCH 2023-30
61	COCOON	14-1025	ANJOU PEAR AF-425
62	ENDIVE	13-0632	**PALE AVACADO 2146-40
63	SPINACH	16-0439	**HUNTINGTON GREEN 406
65	LIME CREAM	12-0312	PALE VISTA 2029-60
66	FOREST GREEN	17-0230	**COURTYARD GREEN 546
67	CRÈME DE MENTHE	16-5919	**ALPINE TRAIL 622
68	CEDAR BAY	16-0526	*IVY LEAGUE 516
72	NEW NAVY	19-4227	SUMMER NIGHTS 777
79	ENGLISH IVY GREEN	14-0418	LEWIVILLE GREEN 494
80	BLUSH	11-2409	CREAM PUFF 2174-70
82	GILDED (METALIC)		

NOTE: The Natural Light colors are chosen and formulated from PANTONE Color "Textile Paper Specifier". Much like dyes in textiles, colors can shift. We pay very close attention to this but some variance is to be expected.

*Approximate color but not a match.

**References to Benjamin Moore are a close compliment for color reference but not intended to be an exact match.