



2001-xx-G-8993 MARLINA 33.5"H
Shade: 8993 - 16x17x11" Rnd Drum
Linen Oatmeal



2001-XX-G-89015 MARLINA 33.5"H
Shade: 89015 - 16x17x11" Rnd Drum Sailcloth White



2001-xx-L-89248 MARLINA 35"H
Shade: 89248 - 14.5x18x12" Rnd Canted
Sailcloth White




2001-66-B-89204 MARLINA 34.5"H
Shade: 89204 - 12x18x12" Rnd Canted
Box Pleat White





2025-2026 Color Chart



00-Gray Tint
12-4306



01-Otter
18-1018



03-Bleaker Beige
13-1006



04-Faded Denim
17-4021



05-Orchid Mist
17-3612



06-Desert Taupe
17-1311



08-Corn Silk
12-0826




10-Mocha Mousse
17-1230



13-Cedar Green
18-0328



19-Hydro
18-4718




21-White
11-0601



22-Black
19-4007



24-Magenta
17-2036



28-Orange Rust
18-1447



30- American Beauty
19-1759



40-Teal
17-4919



41-Cool Blue
14-4317



42-Flint Gray
16-5803



44-Celestial Blue
14-4210



45-Oyster Gray
14-1107



46-Navy Blazer
19-3923



50-Crocus
16-3115



51-Sky Gray
14-4504




55-Chili
18-1448




56-Sun Orange
16-1257



57-Tango Red
19-1761



58-Living Coral
16-1546



59-Oxblood Red
19-1524



60-Empire Yellow
14-0756




61-Cocoon
14-1025



62-Endive
13-0632



63-Spinach Green
16-0439



65-Lime Cream
12-0312



66-Forest Green
17-0230



67-Creme de Menthe
16-5919




68-Cedar Bay
16-0526



72-New Navy
19-4227



79-English Ivy Green
14-0418



80-Blush
11-2409



82-Gilded
Metalic



THE NATURAL LIGHT

P.O. Box 16449 • Panama City, FL 32406 • Phone (850)265-0800

DATE ____/____/____

FAX (850)265-1678 • www.thenaturallight.com

TOLL FREE (800)331-3898

buyers e-mail address: _____

S O L D T O		S H I P T O	
----------------------------	--	----------------------------	--

BATCH/TRANSACTION	ORDER NO.	WHEN SHIP	HOW SHIP	TERMS	SALESPERSON
-------------------	-----------	-----------	----------	-------	-------------

Available Mountings are **G** - Gold Leaf, **L** - Acrylic, **B** - Antique Brass.

NOTE: L & B Mounting can be 1/2 an inch to 1 inch shorter than other mounting choices.

-P- indicates a Parchment Shade. Finials will match mountings.

EXAMPLE

QTY.	VASE	CERAMIC COLOR #	MOUNTING W/ GLSBN	SHADE #
1	2056-	42	L	8993
2	2056-	79	B	7903
				OUTSIDE INSIDE

2001 MARLINA 34

	<input type="checkbox"/>	2001-	_____	-	_____	_____	_____	
	<input type="checkbox"/>	2001-	_____	-	_____	_____	_____	
	<input type="checkbox"/>	2001-	_____	-	_____	_____	_____	
	<input type="checkbox"/>	With Parchment Shade (130)						_____
	<input type="checkbox"/>	2001-	_____	-	P-	_____	_____	
	<input type="checkbox"/>	2001-	_____	-	P-	_____	_____	
	<input type="checkbox"/>	2001-	_____	-	P-	_____	_____	
	<input type="checkbox"/>	2001-	_____	-	P-	_____	_____	

2006 ISADORA 34

	<input type="checkbox"/>	2006-	_____	-	_____	_____	_____	
	<input type="checkbox"/>	2006-	_____	-	_____	_____	_____	
	<input type="checkbox"/>	2006-	_____	-	_____	_____	_____	
	<input type="checkbox"/>	With Parchment Shade (130)						_____
	<input type="checkbox"/>	2006-	_____	-	P-	_____	_____	
	<input type="checkbox"/>	2006-	_____	-	P-	_____	_____	
	<input type="checkbox"/>	2006-	_____	-	P-	_____	_____	
	<input type="checkbox"/>	2006-	_____	-	P-	_____	_____	

2007 ISSIE 28 inches

	<input type="checkbox"/>	2007-	_____	-	_____	_____	_____	
	<input type="checkbox"/>	2007-	_____	-	_____	_____	_____	
	<input type="checkbox"/>	2007-	_____	-	_____	_____	_____	
	<input type="checkbox"/>	With Parchment Shade (131)						_____
	<input type="checkbox"/>	2007-	_____	-	P-	_____	_____	
	<input type="checkbox"/>	2007-	_____	-	P-	_____	_____	
	<input type="checkbox"/>	2007-	_____	-	P-	_____	_____	
	<input type="checkbox"/>	2007-	_____	-	P-	_____	_____	

2009 NATALIE 32 inches

	<input type="checkbox"/>	2009-	_____	-	_____	_____	_____	
	<input type="checkbox"/>	2009-	_____	-	_____	_____	_____	
	<input type="checkbox"/>	2009-	_____	-	_____	_____	_____	
	<input type="checkbox"/>	With Parchment Shade (130)						_____
	<input type="checkbox"/>	2009-	_____	-	P-	_____	_____	
	<input type="checkbox"/>	2009-	_____	-	P-	_____	_____	
	<input type="checkbox"/>	2009-	_____	-	P-	_____	_____	
	<input type="checkbox"/>	2009-	_____	-	P-	_____	_____	

2016 DOM 25 inches

	<input type="checkbox"/>	2016-	_____	-	_____	_____	_____	
	<input type="checkbox"/>	2016-	_____	-	_____	_____	_____	
	<input type="checkbox"/>	2016-	_____	-	_____	_____	_____	
		With Parchment Shade (130)						_____
	<input type="checkbox"/>	2016-	_____	-	P-	_____	_____	
	<input type="checkbox"/>	2016-	_____	-	P-	_____	_____	
	<input type="checkbox"/>	2016-	_____	-	P-	_____	_____	

2019 BRIDGET 33.5-34.5 inches

	<input type="checkbox"/>	2019-	_____	-	_____	_____	_____	
	<input type="checkbox"/>	2019-	_____	-	_____	_____	_____	
	<input type="checkbox"/>	2019-	_____	-	_____	_____	_____	
	<input type="checkbox"/>	With Parchment Shade (130)						_____
	<input type="checkbox"/>	2019-	_____	-	P-	_____	_____	
	<input type="checkbox"/>	2019-	_____	-	P-	_____	_____	
	<input type="checkbox"/>	2019-	_____	-	P-	_____	_____	
	<input type="checkbox"/>	2019-	_____	-	P-	_____	_____	

2020 JULIA 33.5-34.5 inches

	<input type="checkbox"/>	2020-	_____	-	_____	_____	_____	
	<input type="checkbox"/>	2020-	_____	-	_____	_____	_____	
	<input type="checkbox"/>	2020-	_____	-	_____	_____	_____	
	<input type="checkbox"/>	With Parchment Shade (130)						_____
	<input type="checkbox"/>	2020-	_____	-	P-	_____	_____	
	<input type="checkbox"/>	2020-	_____	-	P-	_____	_____	
	<input type="checkbox"/>	2020-	_____	-	P-	_____	_____	
	<input type="checkbox"/>	2020-	_____	-	P-	_____	_____	

8200 ALEXANDRIA 68.5

	<input type="checkbox"/>	8200-	_____	-	_____	_____	_____	
	<input type="checkbox"/>	8200-	_____	-	_____	_____	_____	
	<input type="checkbox"/>	8200-	_____	-	_____	_____	_____	
		With Parchment Shade (132)						_____
	<input type="checkbox"/>	8200-	_____	-	P-	_____	_____	
	<input type="checkbox"/>	8200-	_____	-	P-	_____	_____	
	<input type="checkbox"/>	8200-	_____	-	P-	_____	_____	


2056 COY 29 inches

	<input type="checkbox"/>	2056-	_____	-	_____	_____	_____	
	<input type="checkbox"/>	2056-	_____	-	_____	_____	_____	
	<input type="checkbox"/>	2056-	_____	-	_____	_____	_____	
	<input type="checkbox"/>	With Parchment Shade (132)						_____
	<input type="checkbox"/>	2056-	_____	-	P-	_____	_____	
	<input type="checkbox"/>	2056-	_____	-	P-	_____	_____	
	<input type="checkbox"/>	2056-	_____	-	P-	_____	_____	
	<input type="checkbox"/>	2056-	_____	-	P-	_____	_____	

BUYERS NAME: _____

BUYERS SIGNATURE: _____

Rev. 25-10-09 Due to the custom nature of these designs, we can not accept returns.



2025-2026 Color Line Up

Use These #s For Ordering		FOR REFERENCE USE ONLY	
The Natural Light Colors		PANTONE #	**Benjamin Moore Reference #s
00	GRAY TINT	12-4306	GRAY TINT 1611
01	OTTER	18-1018	LODGE AF115
03	BLEEKER BEIGE	13-1006	BLEEKER BEIGE HC-80
04	FADED DENIM	17-4021	OLD BLUE JEAN 839
05	ORCHID MIST	17-3612	WILD ORCHID 2072-40
06	DESERT TAUPE	17-1311	* IRON GATE 1545
08	CORNSILK	12-0826	SQUISH-SQUASH 311
10	MOCHA MOUSSE	17-1230	BIRCHWOOD 1161
13	CEDAR GREEN	18-0328	* OAK GROVE 489
19	HYDRO	18-4718	* BERMUDA TURQUOISE 728
21	WHITE	11-0601	CHANTILLY LACE OC-65
22	BLACK	19-4007	BLACK 2132-10
24	MAGENTA	17-2036	PEONY 2079-30
28	ORANGE RUST	18-1447	FIRE DANCE 2171-20
30	AMERICAN BEAUTY RED	19-1759	UMBRIA RED 1316
40	TEAL	17-4919	*LARGO TEAL 742
41	COOL BLUE	14-4317	*PALATIAL SKY 800
42	FLINT GRAY	16-5803	WILLOW CREEK 1468
44	CELESTIAL BLUE	14-4210	NOVEMBER SKIES 2128-50
45	OYSTER GRAY	14-1107	COASTAL FOG 976
46	NAVY BLAZER	19-3923	OLD NAVY 2063-10
50	CROCUS	16-3115	PINK RASPBERRY 2075-40
51	SKY GRAY	14-4504	ANNAPOLIS GREEN 687
55	CHILI	18-1448	CLARET ROSE 2008-20
56	SUN ORANGE	16-1257	CITRUS ORANGE 2016-20
57	TANGO RED	19-1761	CANDY CANE RED 2079-10
58	LIVING CORAL	16-1546	PICANTE 006
59	OXBLOOD RED	19-1524	CHESTNUT 2082-10
60	EMPIRE YELLOW	14-0756	SUN PORCH 2023-30
61	COCOON	14-1025	ANJOU PEAR AF-425
62	ENDIVE	13-0632	**PALE AVACADO 2146-40
63	SPINACH	16-0439	**HUNTINGTON GREEN 406
65	LIME CREAM	12-0312	PALE VISTA 2029-60
66	FOREST GREEN	17-0230	**COURTYARD GREEN 546
67	CRÈME DE MENTHE	16-5919	**ALPINE TRAIL 622
68	CEDAR BAY	16-0526	*IVY LEAGUE 516
72	NEW NAVY	19-4227	SUMMER NIGHTS 777
79	ENGLISH IVY GREEN	14-0418	LEWIVILLE GREEN 494
80	BLUSH	11-2409	CREAM PUFF 2174-70
82	GILDED (METALIC)		

NOTE: The Natural Light colors are chosen and formulated from PANTONE Color "Textile Paper Specifier". Much like dyes in textiles, colors can shift. We pay very close attention to this but some variance is to be expected.

*Approximate color but not a match.

**References to Benjamin Moore are a close compliment for color reference but not intended to be an exact match.